

# Online Contributions through PayPal

Your credit card is all that you need to make an online contribution to Avenues. A Paypal account is not necessary.

is a safe, established, online transaction and payment service. No additional fees will be charged to your account. Avenues, as a charitable organization, is able to benefit through immediate deposits and lower credit card transaction fees.

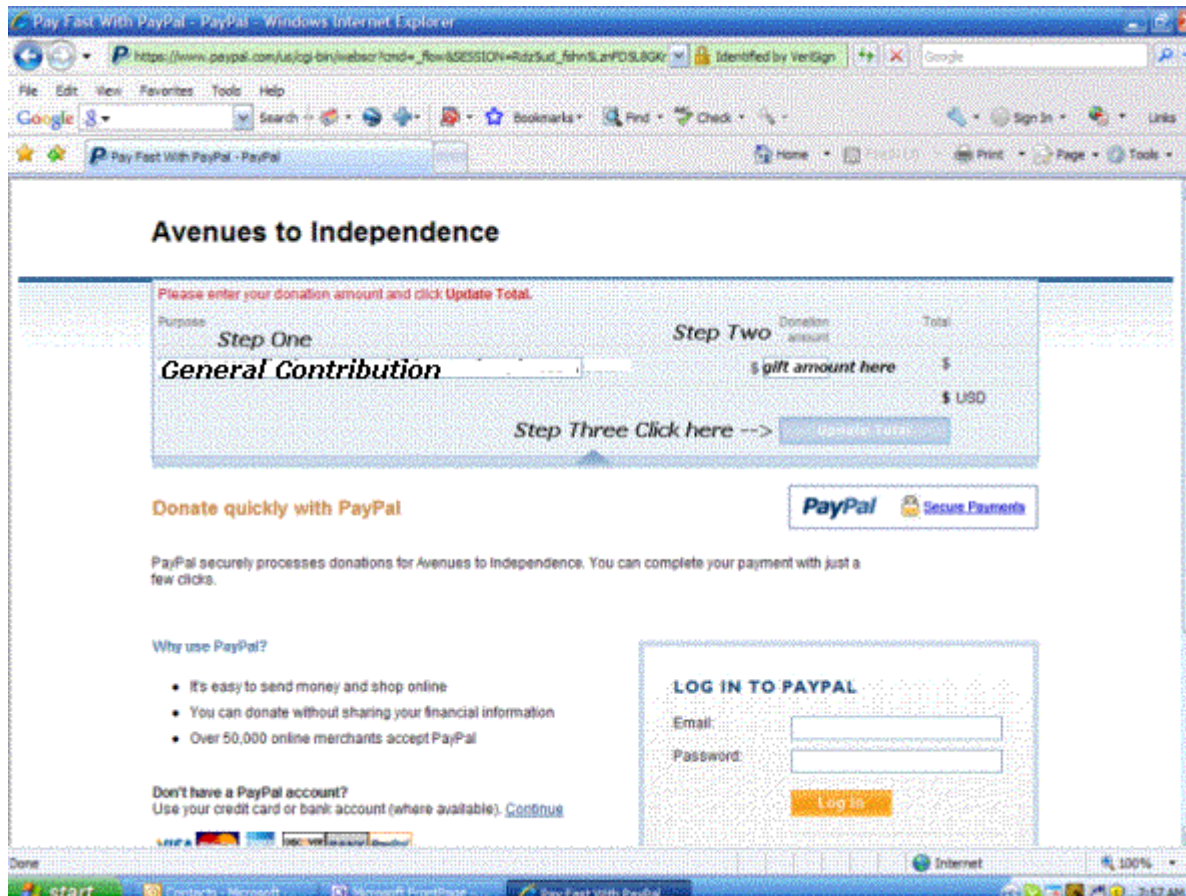
The following is a tutorial on how to make a contribution to Avenues online. No actual donations or transactions will occur in the tutorial. At the end of the lesson, you will have an opportunity to click on the Donate button to complete your gift to Avenues.

---

## Step #1

After you click on the Donate button, you will be taken to the Avenues Paypal website.

The page will be similar to the one below. Step one is to verify that this is a general contribution. In Step two, you need to enter a gift amount, then click the update now button.



## Step #2

You are now at page two of the Avenues Paypal website.

The page will be similar to the one below. In the top bar, Step Four is to review your entered gift amount. If this is ok, then scroll down the page.

Look for the credit card logos. Step five asks you to click continue.

The screenshot shows a web browser window displaying the PayPal donation page for "Avenues to Independence". The browser's address bar shows the URL: [https://www.paypal.com/us/cgi-bin/webscr?cmd=\\_flow&SESSION=s0E41cc24R8L81ep-ghud-f](https://www.paypal.com/us/cgi-bin/webscr?cmd=_flow&SESSION=s0E41cc24R8L81ep-ghud-f). The page title is "Pay Fast With PayPal - PayPal".

The main heading is "Avenues to Independence". Below it, a blue banner contains the text: "Step four-Verify gift amount --> Total: \$10.00 USD" and "Then scroll down to bottom left of page".

The page features a "Donate quickly with PayPal" section with the PayPal logo and "Secure Payments" text. Below this, it states: "PayPal securely processes donations for Avenues to Independence. You can complete your payment with just a few clicks."

Under "Why use PayPal?", there is a list of benefits:

- It's easy to send money and shop online
- You can donate without sharing your financial information
- Over 50,000 online merchants accept PayPal

Below the list, it says: "Don't have a PayPal account? Use your credit card or bank account (where available). [Continue](#)".

At the bottom left, there are logos for VISA, MasterCard, American Express, Discover, and PayPal.

On the right side, there is a "LOG IN TO PAYPAL" box with fields for "Email:" and "Password:", a "Log In" button, and a link for "Forgot email address or password?".

At the bottom of the browser window, the taskbar shows the Windows Start button, "start" text, and several open applications: "Contacts - Micro...", "Microsoft FrontPag...", "Pay Fast With Pay...", "Document1 - Micro...", and "NICE PhotoC...". The system tray shows "Internet", "100%", and the time "8:10 AM".

### Step #3

You will now be on page three of the Avenues Paypal website.

The page will be similar to the one below. This is the page where you will enter in your credit card information. When complete, check your information, then click on the "Review Donation and Continue" button within the gold box at the bottom of the page.

**Avenues to Independence**

test Total: \$10.00 USD

**Pay with Credit Card or Log In**

*Fill out your information below on the secure Paypal Form. When finished, click on the "Review Donation and Continue" button at the bottom of the page.*

Country:

First Name:

Last Name:

Credit Card Number:

Payment Type:

Expiration Date:  /   [What's this?](#)

Billing Address Line 1:

Billing Address Line 2 (optional):

City:

State:

ZIP Code:

Home Telephone:

Email:   
(Login information for your PayPal account)

ALREADY HAVE A PAYPAL ACCOUNT?

Email:

Password:

[Forgot email address or password?](#)

Internet 100%

## Step #4

You are now on page four of the Avenues Paypal website.

The page will be similar to the one below. On this page you have a final chance to review your credit card information.

If the information is correct, click on the "Donation (your gift amount) USD Now" button within the gold box at the bottom of the page.

The screenshot shows a PayPal donation review page for 'Avenues to Independence'. The page title is 'Avenues to Independence'. Below the title, there is a section titled 'please review your donation' with the PayPal logo and 'Secure Payments' icon. The main content area contains a table with the following data:

Purpose	Donation amount	Total
test	\$10.00	\$10.00
<a href="#">Add special instructions to the seller</a>		
<b>Total:</b>		<b>\$10.00 USD</b>

Below the table, there is a section titled 'Review your contribution information. If ok, click here -->' with a gold button labeled 'Donate \$10.00 USD Now'. Underneath, the 'Payment Method' is listed as 'Credit/Debit Card : Visa XXXX-XXXX-XXXX-' for '\$10.00 USD'. A note states 'This transaction will appear on your bill as "AVENUEINDE".' with a 'Change' link. The 'Mailing address' and 'Contact information' sections are also visible, each with a 'Change' link. At the bottom right, there is another gold button labeled 'Donate \$10.00 USD Now'. The browser's status bar at the bottom shows 'Done', 'Internet', and '100%'.

## Step #5

You are now on the last page of the Avenues Paypal website.

The page will be similar to the one below. This is your receipt that you should print out as a record of your transaction.

Click on "Print your donation receipt".


Your contribution to Avenues is now complete. You will also receive an email summary of your gift and shortly thereafter, you will receive a thank you letter by regular mail from Avenues.

Thank you for your gift consideration to the programs of Avenues to Independence.

Scroll down to the bottom of this page to make an actual online contribution or to restart this tutorial.

**Avenues to Independence**

---

your donation is now complete 

Confirmation number: 9K291149CM6152332. <-- You will receive a confirmation number  
An email with your donation details has been sent to okazaki2@avenuesonline.org and you  
can [print your donation receipt](#). <-- And you should print your receipt for your records

YOUR MAILING ADDRESS	DONATIONS COORDINATOR CONTACT INFORMATION
	Avenues to Independence
	avenuespaypal@avenuesonline.org
	847-292-0870 x 108

*Contact Avenues should you have any questions regarding your transaction*

---

**Fill out below only if you would like to establish a PayPal account. Otherwise, you are finished!**

Next Time, Pay With PayPal - Create an Account!

- Never share credit card information.
- Review payment status whenever you want.
- Securely send and receive money online.

**Save Your Information**


Email Address:

Create PayPal Password:   
(8 characters minimum)

Confirm Password:

By clicking the button below, I agree with PayPal's [User Agreement](#) and [Privacy Policy](#)

PayPal protects your privacy and security.  
For more information, read our [User Agreement](#) and [Privacy Policy](#).

Done  100%